A0



Pedestrian Link from Woodstock Street to the canal walk/Barrow Blueway.

Blister Pavers, 200 x 400 x 50mm in conjunction with signage may be used in a linear fashion along the path to indicate the Barrow Blueway.

Ground cover planting either side of pedestrian route.

Upright Oak Trees within the open green areas.

Elsrijk Field Maple Trees which have a dense and closed crown and the ability to withstand hard surfaces are to be planted to create a streetscape.

Native tree planting of Silver Birch and Wild Cherry within open space areas.

Play equipment to play area suitable for children 2-8 years of age with untreated white wood chip beneath.

Safagrass to mounded areas.

Old tree trunk held in place by tree stumps create an informal balancing beam.

Willow Arches and Serpentine hedgerows located to the edge of the play space.

Timber sleepers positioned vertically retain the mounding and create an entrance into the play space.

Native tree planting of Mountain Ash in rear gardens to provide an element of screening to adjacent existing housing development.

Pedestrian opening through hedgerow to be a maximum of 3.0m wide. Existing hedgerow to be augmented with additional native hawthorn planting.

Existing boundary hedgerow vegetation to be cut to 1.4m high and maintained at that height.

Pedestrian access to be created with self-closing and lockable gate. Fence to be erected along canal side of hedgerow boundary.

No tree planting to be carried out beneath overhead cables.

Existing boundary hedgerow vegetation to be cut to 1.4m high and maintained at that height.

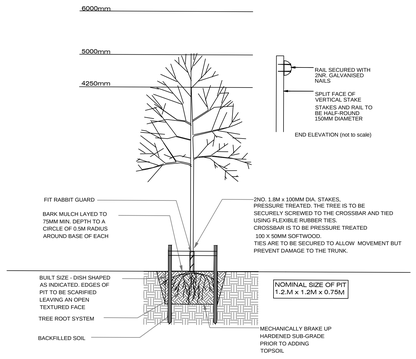

Tree Planting Detail

Scale 1:50

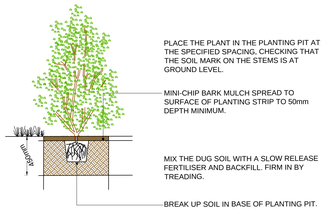

Hedgerow Planting Detail

Scale 1:25

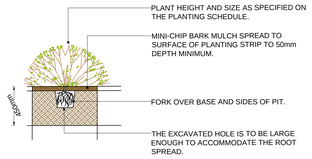

Shrub Planting Detail

Scale 1:25

Planting Notes

1. All planting areas shall be weed free and the topsoil shall be prepared according to Topsoil Detail.
2. All planting works should be carried out during the period between November and April.

Extra Heavy Standard Trees

1. Selected semi-mature trees shall have a total height of 4.5 to 5 metres and a girth of 14-16 cm at 1m above ground level and shall be planted at locations indicated.
2. Excavate tree pits to 1.0 cubic metres volume (1.2m dia. x 750mm deep). Break up the base of the pit to a depth of 150mm and roughen glazed sides.
3. Position tree, centred in the planting pit and in an upright position.
4. Set 2 No. pressure treated stakes (1.8m x 100mm dia.) vertically in the pit and drive in to 900mm below ground, 900mm above ground.
5. Backfill the planting pit using the excavated material, incorporating 500g/cu.m of soil, of 0:10:20 fertilizer, 200g/cu.m. of soil, of I.B.D.U fertilizer and 0.3cu.m. moist organic matter. Firm the backfilled material to ensure there is good contact between the plant roots and the soil substrate.
6. Trees shall be planted at the same depth as in nursery, as indicated by the soil mark on the stem of the trees.
7. Fit tree tie. Tree ties shall be of rubber, P.V.C. or proprietary fabric laminate composition and shall be secured to the stake using galvanised nails. Secure tree ties to allow movement but prevent damage to the tree trunk.Fit spiral rabbit guard to tree.
8. Mulch the base of the tree to a depth of 75mm at a 0.5m radius around each tree.
9. Water well with fine rose.

Large Shrubs

1. Excavate planting pits to min. 400mm dia. x 400mm deep or to a sufficient size so as to easily accommodate the rootball of the plant. Break up base of pit to 150mm. Centre the shrub in the pit and drive a pressure treated 1.0m x 50mm timber stake at an angle of 45 degrees and leaning towards the prevailing wind.
2. Backfill using excavated material, incorporating 50mm of moist organic matter/sq.m. of soil, 40g/sq.m. of soil of 0:10:20 fertiliser and 35g/sq.m. of soil of I.B.D.U fertiliser.
3. Soil shall be lightly firmed to ensure good contact between plant roots and soil substrate.

Ornamental Shrub Planting

1. Ornamental Shrubs shall be a minimum size of 300-400mm and shall be planted at the spacing indicated on the drawings. Shrubs shall not generally be planted closer to a kerb or to the edge of a planting area than a distance equal to half the spacing indicated.
2. Excavate planting pits to min. 300mm dia. x 300mm deep or to a sufficient size so as to easily accommodate the rootball of the plant.
3. Centre the shrub in the pit and backfill using excavated material, incorporating 50mm of moist organic matter/sq.m. of soil, 40g/sq.m. of soil of 0:10:20 fertiliser and 35g/sq.m. of soil of I.B.D.U fertiliser.
4. Soil shall be lightly firmed to ensure good contact between plant roots and soil substrate.
5. Mulch all ornamental shrub areas to a depth of 50mm min.
6. Water well with fine rose.

Key to Landscape Treatments

Soft Landscape Treatments

EXISTING VEGETATION TO BE RETAINED:
Mature existing native hedgerows to be retained.

PROPOSED TREE PLANTING:
9 No. Quercus robur 'Fastigiata', 14-16cm girth, rb.

PROPOSED TREE PLANTING:
39 No. Acer campestre 'Elsrijk', 14-16cm girth rb.

PROPOSED TREE PLANTING:
3 No. Prunus avium, 14-16cm girth, rb.

PROPOSED TREE PLANTING:
19 No. Sorbus aucuparia, 14-16cm girth, rb.

PROPOSED TREE PLANTING:
8 No. Betula pendula 14-16cm girth, rb.

PROPOSED HEDGEROW PLANTING:
Prunus lusitanica, 1.25-1.50m cg at 0.4m centres.

PROPOSED GROUNDCOVER PLANTING MIX:
GROUNDCOVER SPECIES
Hedera helix 'Hibernica', 2L at 600mm centres
Bergenia cordifolia, 2L at 600mm centres
Vinca minor, 2L at 600mm centres

in single species blocks. All blocks to be proportionately spaced through the area to be planted.

PROPOSED GRASS
AMENITY LAWN MIX:
20% Perennial Ryegrass 'Jessica'
35% Perennial Ryegrass 'Evita'
20% Strong Creeping Red Fescue
10% Chewings Fescue
10% Slender Creeping Red Fescue
5% Browntop Bent
at 35-50g/square metre.

Hard Landscape Treatments

PROPOSED SURFACE TREATMENT 1
Road & Driveway Surface: Tarmacadam

PROPOSED SURFACE TREATMENT 2
Footpath Surface: Concrete

PROPOSED SURFACE TREATMENT 3
Concrete Flag Paving

PROPOSED SURFACE TREATMENT 4
Concrete Block Paving

PROPOSED SURFACE TREATMENT 5
White Wood Chip (unprocessed) to EN 1176 & EN 1177

PROPOSED SURFACE TREATMENT 6
Safa Grass - grass filled rubber matting

PROPOSED SURFACE TREATMENT 7
Ballylusk 10mm down at 25mm depth on 25 blinding on compacted Clause 804.

PROPOSED SITE FURNITURE
Stainless steel seat.

SCHEDULE OF IMPLEMENTATION:

1. ALL TREE AND HEDGEROW PLANTING IS TO BE CARRIED OUT DURING THE FIRST WINTER SEASON, I.E. NOVEMBER TO FEBRUARY INCLUSIVE.
2. ALL LAWN AREAS ARE TO BE PREPARED AND SEEDED DURING THE GROWING SEASON, I.E. APRIL TO OCTOBER INCLUSIVE.
3. ALL CONTAINERISED SHRUB PLANTING MAY BE CARRIED OUT AT ANY TIME OF WHEN SOIL IS NOT FROZEN, WATERLOGGED OR EXCESSIVELY DRY.

PLANTING NOTES:

ALL TREES, SHRUBS AND HEDGEROW PLANTS SHALL COMPLY WITH BS 3936. SPECIFICATION FOR NURSERY STOCK. ALL PRE-PLANTING SITE PREPARATION, PLANTING AND POST PLANTING MAINTENANCE WORKS SHALL BE CARRIED OUT IN ACCORDANCE WITH THE REQUIREMENTS OF BS 4428 (1989) CODE OF PRACTICE FOR GENERAL LANDSCAPE OPERATIONS (EXCLUDING HARD SURFACES).

ALL NEW TREE PLANTING SHALL BE POSITIONED IN ACCORDANCE WITH THE REQUIREMENTS OF TABLE 3 OF BS 5837: 2005 TREE IN RELATION TO CONSTRUCTION: RECOMMENDATIONS, WHICH SPECIFIES MINIMUM DISTANCES BETWEEN NEW PLANTING AND STRUCTURES.

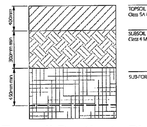

Topsoil Depths to Planted Areas

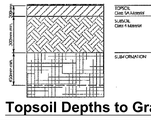

Topsoil Depths to Grass/Lawn Areas

No.	Revision	Date	By	Chk'd	AppD
A	Minor layout changes	08.02.2017	GT	GT	GT
B	Minor layout changes	10.02.2017	GT	GT	GT
C	Minor layout changes	14.03.2017	GT	GT	GT
D	Minor layout changes	07.04.2017	GT	GT	GT

Landmark Designs Ltd.
LANDSCAPE DESIGN & CONSULTANCY
BALLINAFAGH PROSPEROUS NAAS CO. KILDARE
M: 086 851 9296
E: gwenlandmarkdesigns@gmail.com
Designed: GWEN TIERNEY B.Agr.Sc. Land. Hort.

Project Title: PROPOSED DEVELOPMENT AT FLINTER'S FIELD, ATHY, COUNTY KILDARE FOR KILDARE COUNTY COUNCIL.

Drawing Title: LANDSCAPE PLAN

Date:	Job No:	Drawing No:	Rev:
10.04.2017	P278	00	D
Status: PLANNING	Scale: AS SHOWN	Drawn: GT	

DO NOT SCALE USE FIGURED DIMENSIONS ONLY

Landscape Plan

Scale 1:250

Canal Side

Cycle parking

Pedestrian lane
Cycle lane

Cardington Court

Existing 2.0m high block wall

Existing 2.0m high palisade fence

Existing 2.0m high wooden fence

Mhs

Mh

H

19-20

9-12